
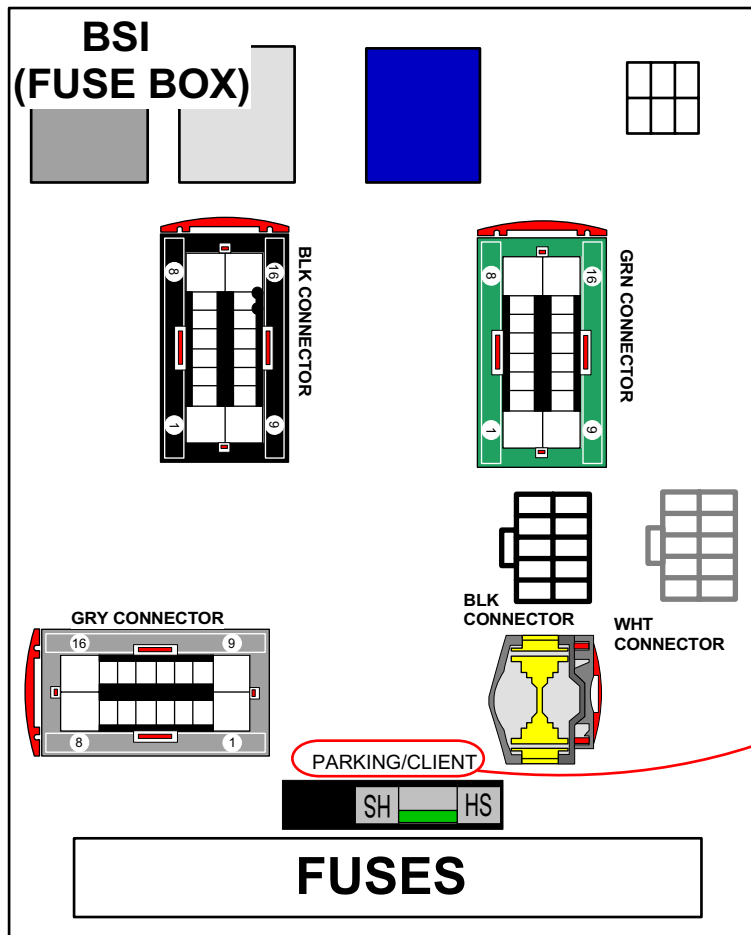


ATTENTION:

Transgamme: The new electrical system used by Citroen is called Transgamme.

DEFA CAN alarm can **NOT** be installed if the vehicle is equipped with Transgamme.



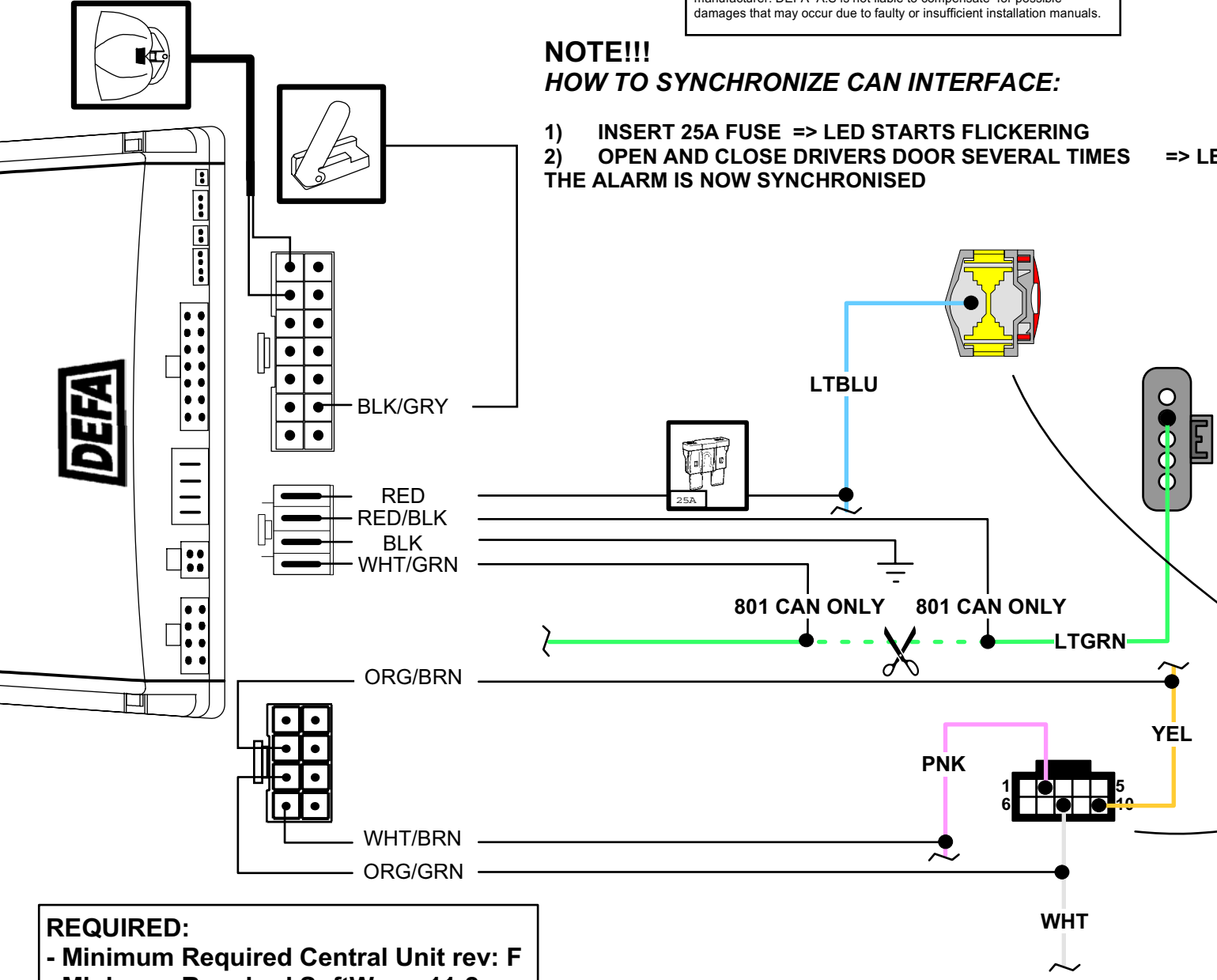
The vehicle is equipped with **Transgamme** if the text **"PARKING/CLIENT"** is typed above the shunt on the BSI (FUSE BOX).



NB ! This installation diagram must only be used as a guideline for the installation. Equipment delivered with the car varies considerably from model to model and from market to market. Before starting the installation, be sure to check carefully the original diagram from the car manufacturer. DEFA A.S is not liable to compensate for possible damages that may occur due to faulty or insufficient installation manuals.

NOTE!!!
HOW TO SYNCHRONIZE CAN INTERFACE:

- 1) INSERT 25A FUSE => LED STARTS FLICKERING
 - 2) OPEN AND CLOSE DRIVERS DOOR SEVERAL TIMES => LED STOPS FLICKERING WITHIN 30 SECONDS
- THE ALARM IS NOW SYNCHRONISED**



REQUIRED:
- Minimum Required Central Unit rev: F
- Minimum Required SoftWare: 11-2

Date : 2006. 12. 19
Rev : B
Page: 2 of 3

