
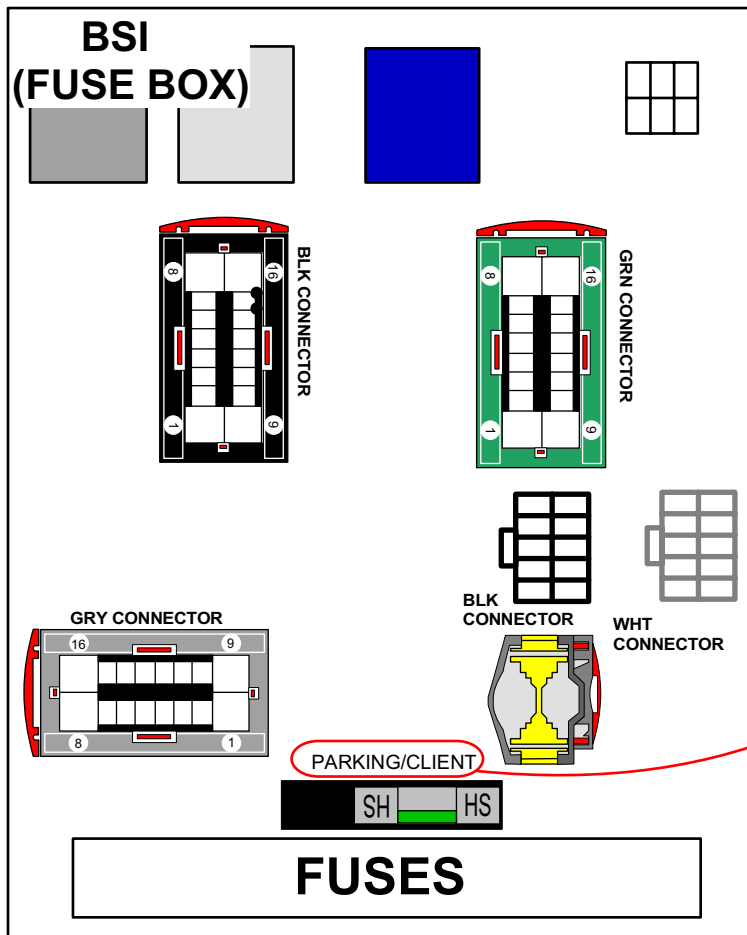


ATTENTION:

Transgamme: The new electrical system used by Citroen is called Transgamme.

DEFA CAN alarm can **NOT** be installed if the vehicle is equipped with Transgamme.



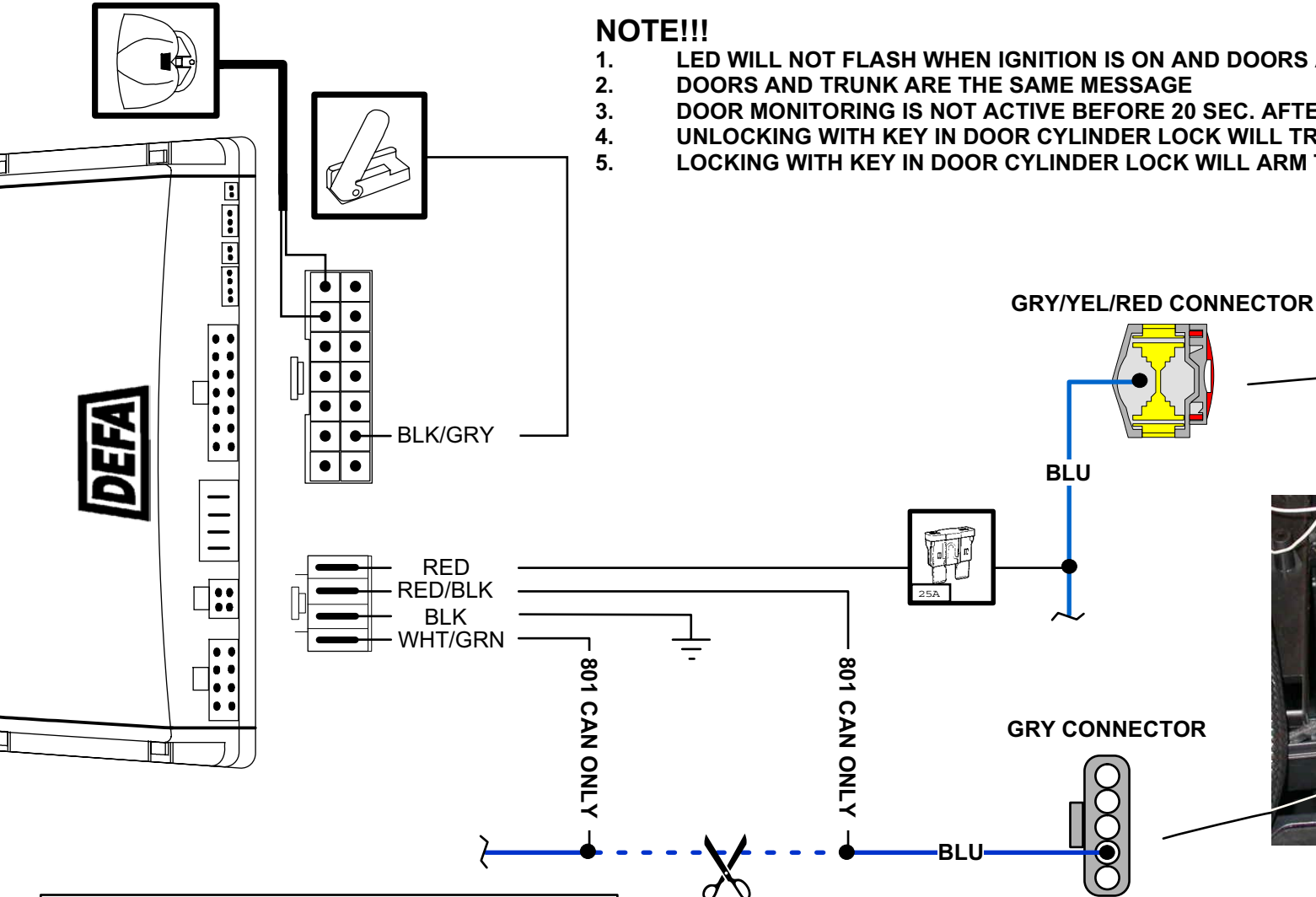
The vehicle is equipped with Transgamme if the text "PARKING/CLIENT" is typed above the shunt on the BSI (FUSE BOX).



NB ! This installation diagram must only be used as a guideline for the installation. Equipment delivered with the car varies considerably from model to model and from market to market. Before starting the installation, be sure to check carefully the original diagram from the car manufacturer. DEFA AS is not liable to compensate for possible damages that may occur due to faulty or insufficient installation manuals.

NOTE!!!

1. LED WILL NOT FLASH WHEN IGNITION IS ON AND DOORS ARE OPENED
2. DOORS AND TRUNK ARE THE SAME MESSAGE
3. DOOR MONITORING IS NOT ACTIVE BEFORE 20 SEC. AFTER ARMING
4. UNLOCKING WITH KEY IN DOOR CYLINDER LOCK WILL TRIG THE ALARM
5. LOCKING WITH KEY IN DOOR CYLINDER LOCK WILL ARM THE ALARM



REQUIRED:
- Minimum Required Central unit rev: G
- Minimum Required SoftWare: 04-7

Date : 2006. 12. 19
Rev : D
Page: 2 of 4

NOTE!!!


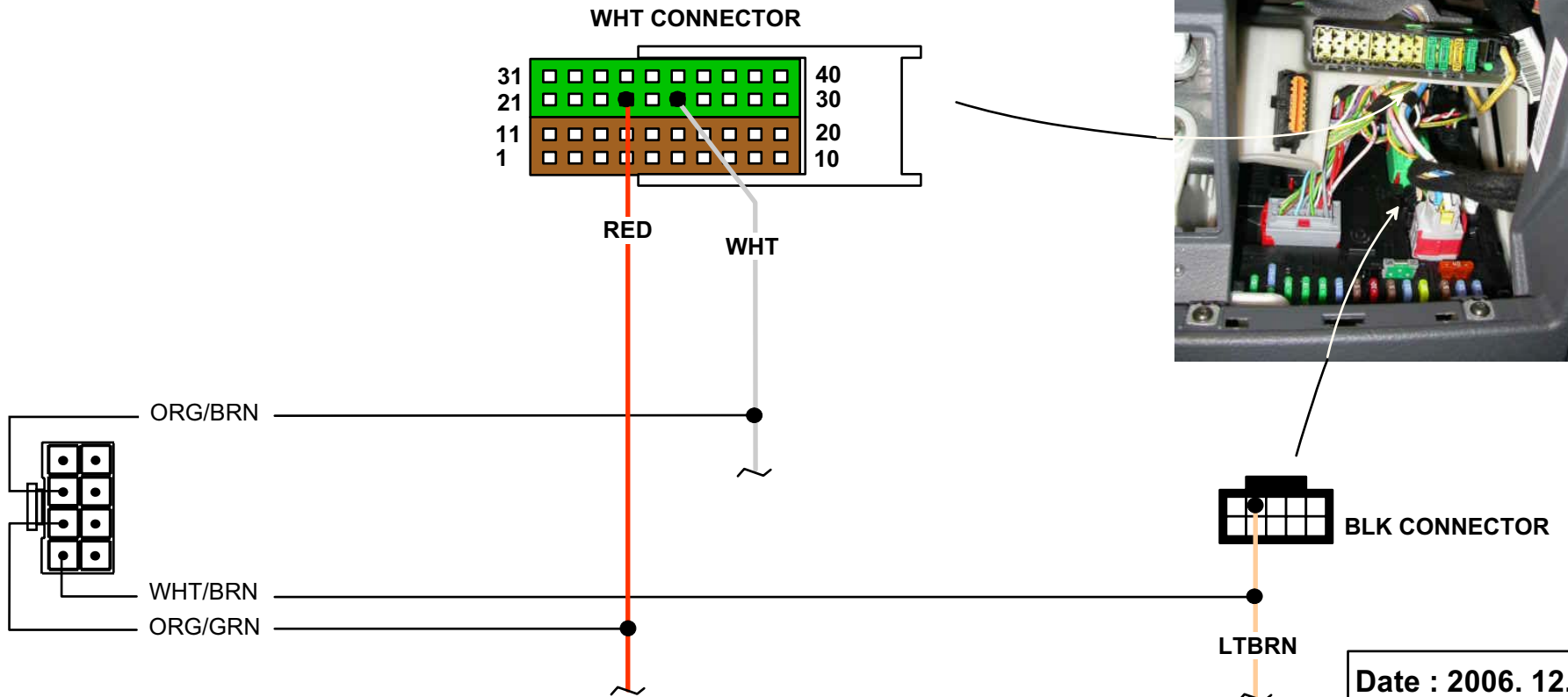

HOW TO SYNCHRONIZE CAN INTERFACE:

- 1) INSERT 25A FUSE => LED WILL START FLICKERING
- 2) TURN ON IGNITION => LED WILL STOP FLICKERING WITHIN 30 SECONDS
- 3) IMPORTANT!!! AFTER LED HAS STOPPED FLICKERING, TURN OFF IGNITION
=> PRESS THE THIRD BUTTON ("FOLLOW ME HOME") ON REMOTE TWICE.

THE ALARM IS NOW SYNCHRONIZED

TO ARM WITHOUT SENSORS:

TURN ON AND OFF IGNITION FOR LESS THAT TWO SECONDS.
PRESS LOCK-BUTTON ON REMOTE ONCE.



PLACEMENT OF SIREN ON MODELS EQUIPPED WITH V6 ENGINE!

