
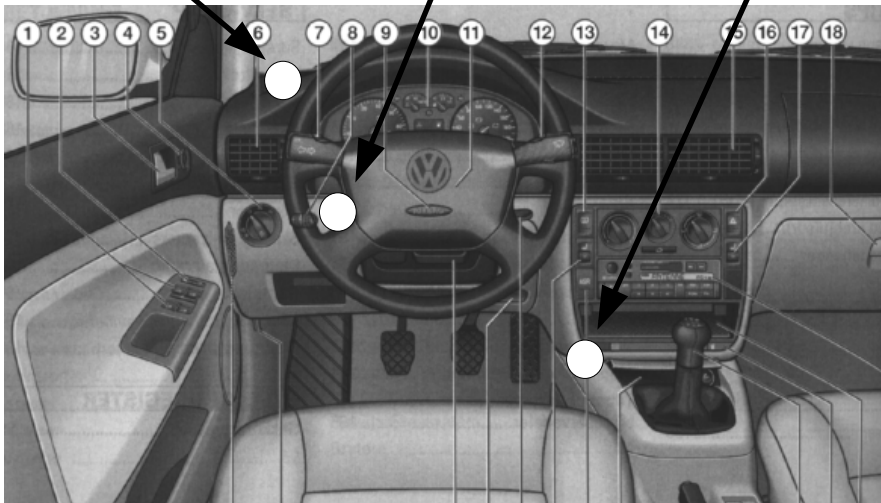

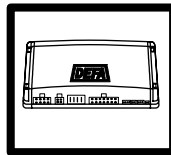
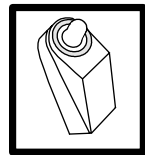

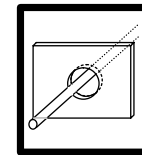

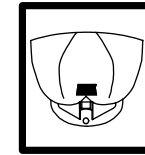
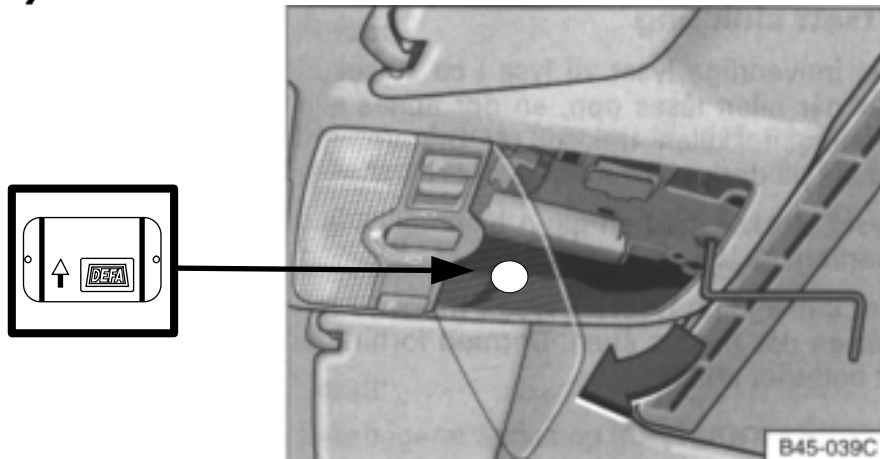
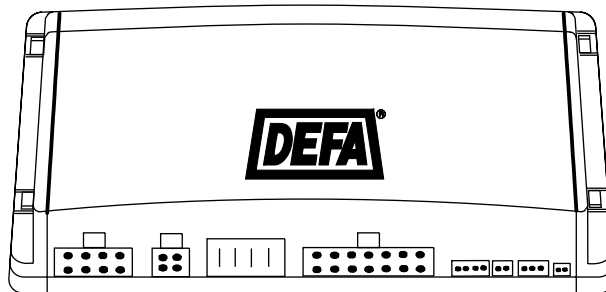


NB ! This installation diagram must only be used as a guideline for the installation. Equipment delivered with the car varies considerably from model to model and from market to market. Before starting the installation, be sure to check carefully the original diagram from the car manufacturer. DEFA A.S is not liable to compensate for possible damages that may occur due to faulty or insufficient installation manuals.

**Date : Aug. 30.99**  
**Rev : B**  
**Page : 1 of 3**





The Backup Alarm includes a 7,2 volt NiCd battery package which needs to be charged before it is put into use. The Backup Alarm needs to be installed for 24 hours before it can be tested. Testing the backup function of the Backup Alarm before the batteries are fully charged may result in reduced battery life.

