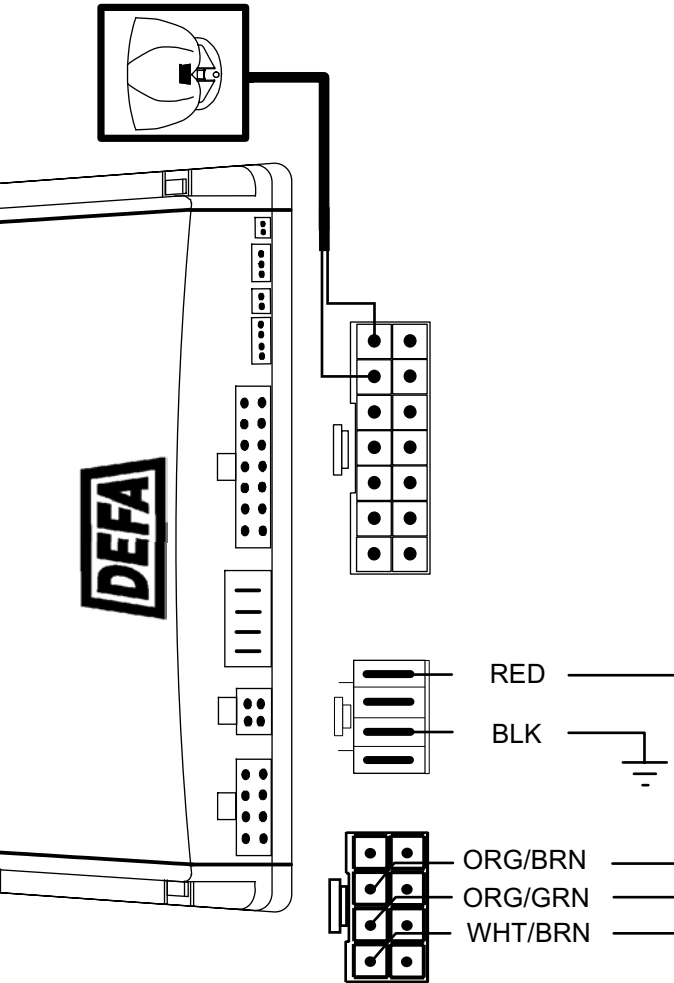
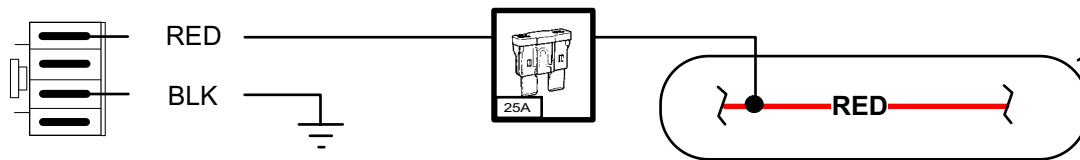


NB ! This installation diagram must only be used as a guideline for the installation. Equipment delivered with the car varies considerably from model to model and from market to market. Before starting the installation, be sure to check carefully the original diagram from the car manufacturer. DEFA A.S is not liable to compensate for possible damages that may occur due to faulty or insufficient installation manuals.

NOTE :
TO SYNCHRONISE CAN INTERFACE;
USE REMOTE!

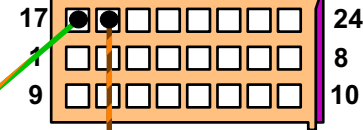


SUPPLY TO FUSEBOX OR USE ORG. SPARE FUSE



BEHIND RADIO


BRN CONNECTOR



ORG/GRN

ORG/BRN

VIO



BLK CONNECTOR ON HAZARD SWITCH

REQUIRED:

- Minimum Required Central unit rev: F
- Minimum Required SoftWare: 05-2

Date : 2004.12.20
Rev : C
Page: 1 of 2

