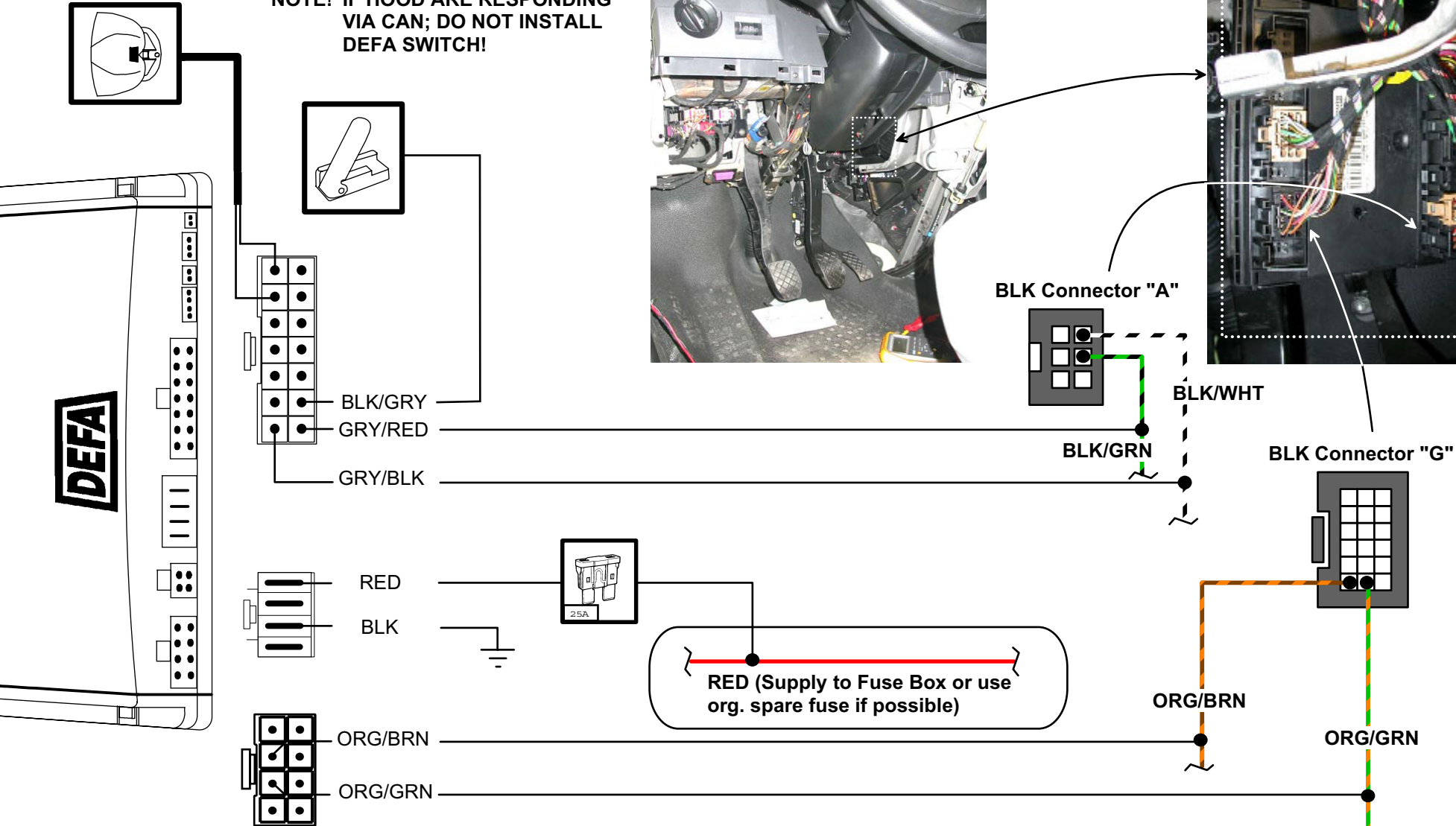



NOTE! IF HOOD ARE RESPONDING VIA CAN; DO NOT INSTALL DEFA SWITCH!

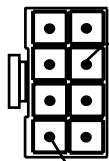



REQUIRED:
- Central unit rev: E →
- Resistor (1 x 600633)

NB ! This installation diagram must only be used as a guideline for the installation. Equipment delivered with the car varies considerably from model to model and from market to market. Before starting the installation, be sure to check carefully the original diagram from the car manufacturer. DEFA A.S is not liable to compensate for possible damages that may occur due to faulty or insufficient installation manuals.

**IF EQUIPPED WITH ORIGINAL ALARM;
DO NOT USE DEFA REMOTE!**

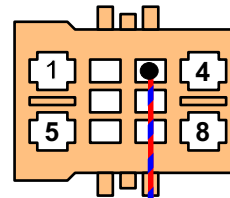
Date : 2004.10.08
Rev : C
Page: 1 of 3



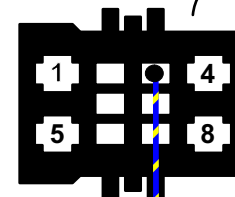
YEL/BRN, UNLOCK

WHT/BRN, LOCK

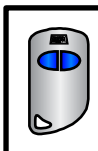
180 ohm



BLU/RED




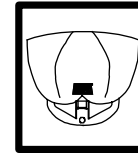

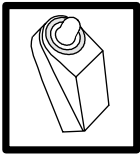


YEL/BLU



For hardware rev. J and later !
Programming:
- PROG NR: 15.1.

Date : 2004.10.08
Rev : C
Page: 2 of 3



Level nr. 3.

