


REQUIRED:

- Central unit rev: C →
- Car Specific Wire Harness (1 x 600617)



Attention ! This installation diagram must only be used as a guideline for the installation. Equipment delivered with the car varies considerably from model to model and from market to market. Before starting the installation, be sure to check carefully the original diagram from the car manufacturer. DEFA A.S is not liable to compensate for possible damages that may occur due to faulty or insufficient installation manuals.

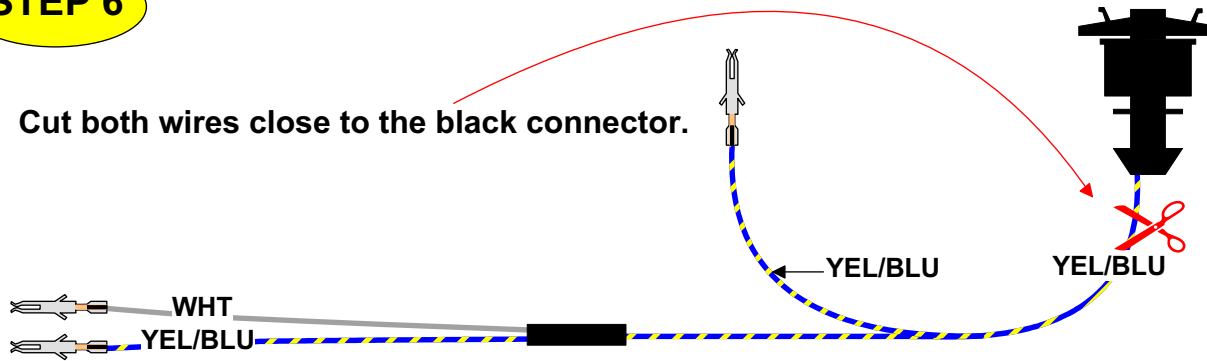
Date : 03. 04. 27.
Rev : A
Page: 1 of 5.

Attention! Only when using the DEFA remote control the connections on this page are needed.



**IF EQUIPPED WITH ORIGINAL ALARM;
DO NOT USE DEFA REMOTE!**

STEP 6

Cut both wires close to the black connector.



STEP 7



STEP 8

