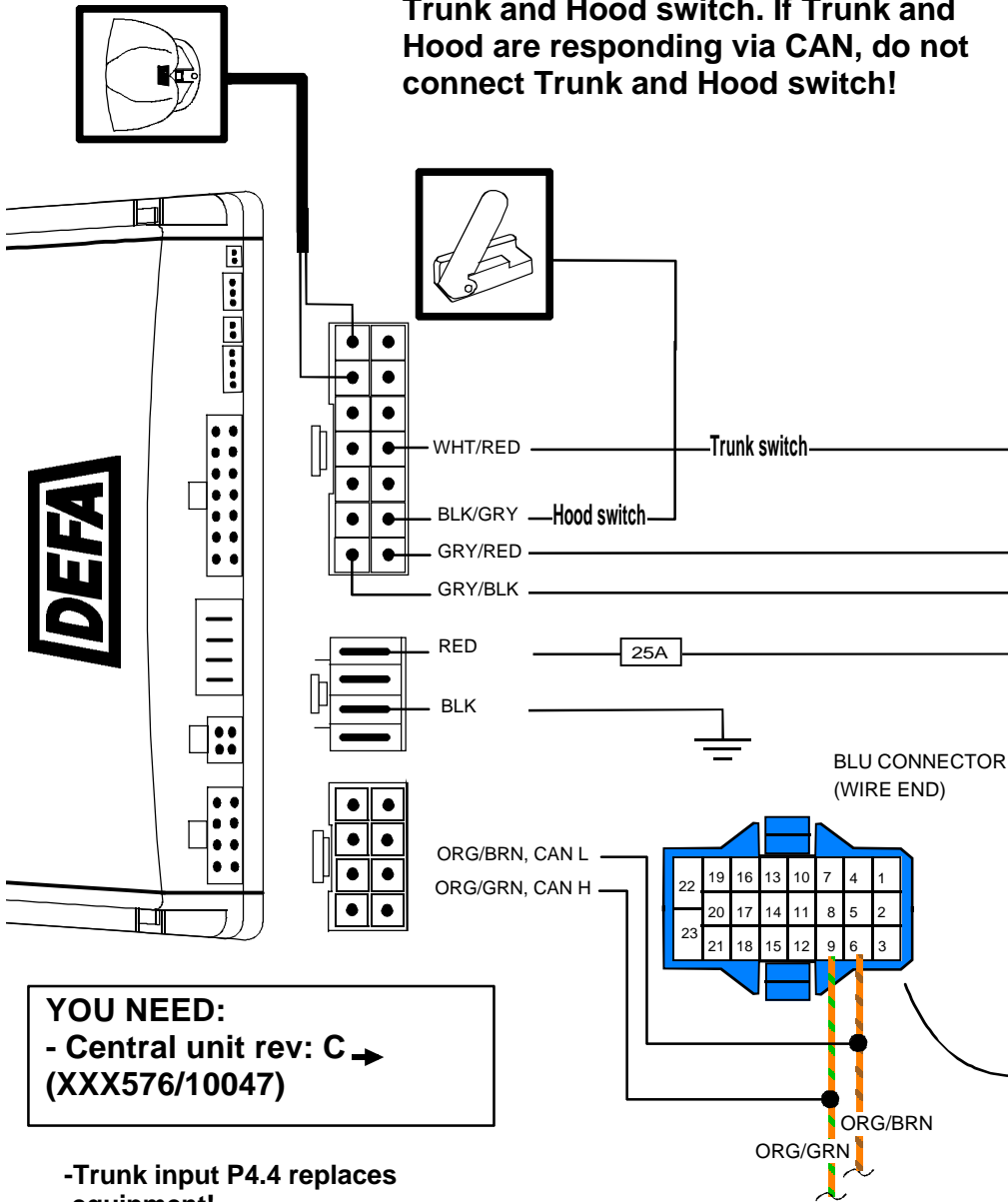

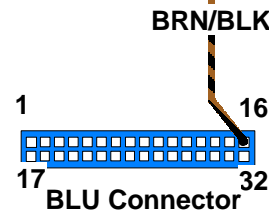


NOTE: Connect CAN wires before Trunk and Hood switch. If Trunk and Hood are responding via CAN, do not connect Trunk and Hood switch!




YOU NEED:
- Central unit rev: C →
(XXX576/10047)

-Trunk input P4.4 replaces equipment!



NB! This installation diagram must only be used as a guideline for the installation. Equipment delivered with the car varies considerably from model to model and from market to market. Before starting the installation, be sure to check carefully the original diagram from the car manufacturer. DEFA A.S is not liable to compensate for possible damages that may occur due to faulty or insufficient installation manuals.

Date : 2002.11.08
Rev : D
Page: 1 of 2.



DO NOT INSTALL HOOD SWITCH BEFORE READING PAGE ONE!

With TDI engine

