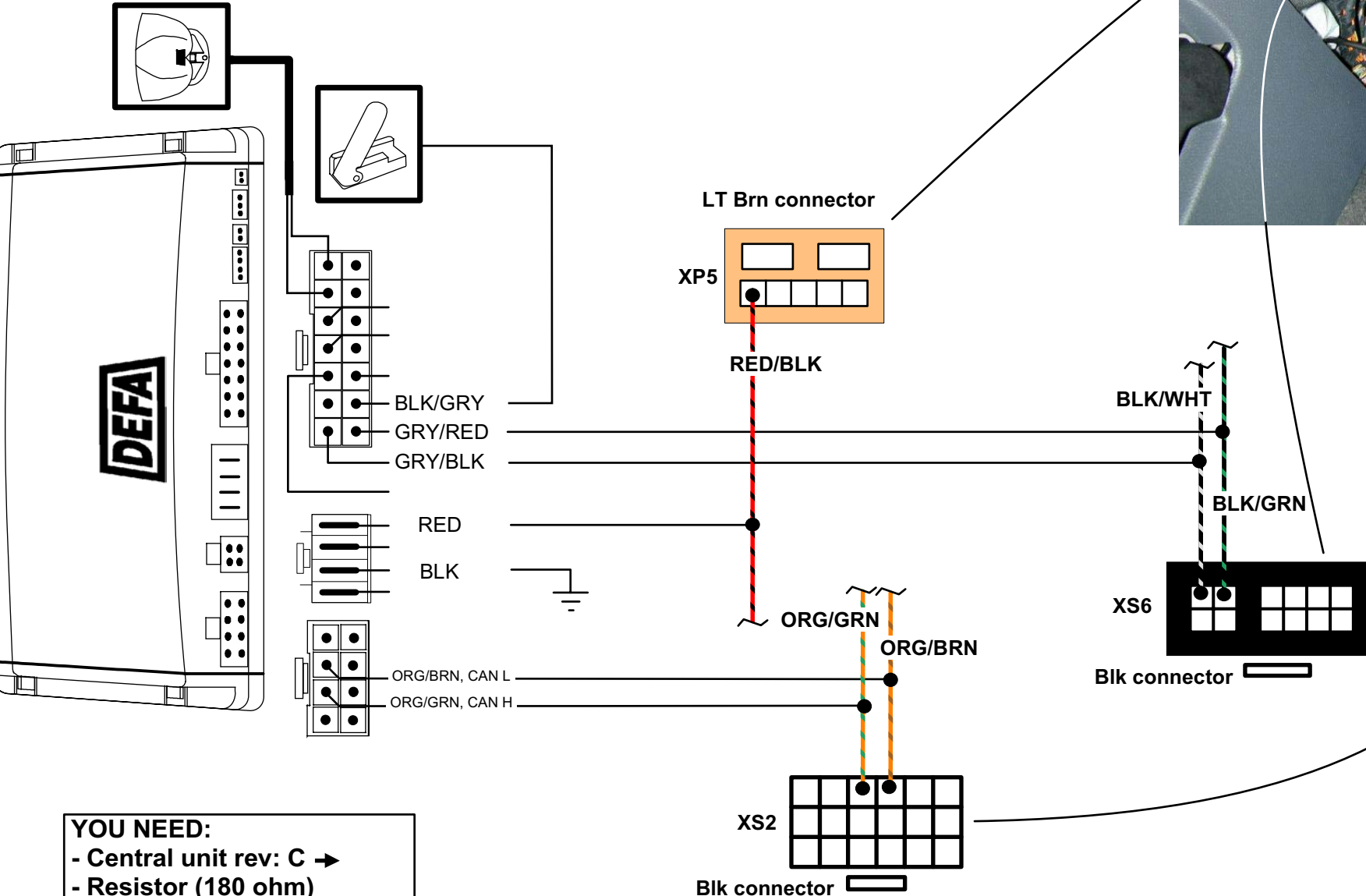
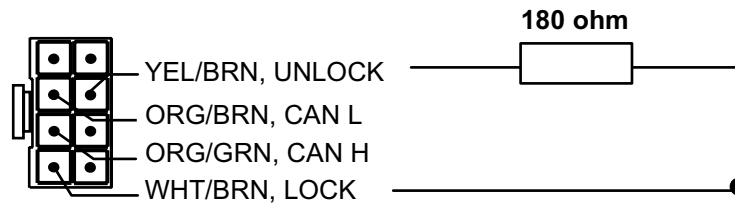
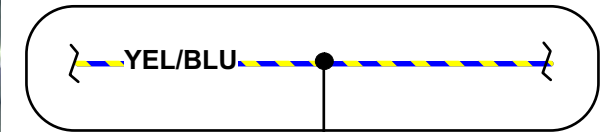




NB ! This installation diagram must only be used as a guideline for the installation. Equipment delivered with the car varies considerably from model to model and from market to market. Before starting the installation, be sure to check carefully the original diagram from the car manufacturer. DEFA A.S is not liable to compensate for possible damages that may occur due to faulty or insufficient installation manuals.



YOU NEED:
- Central unit rev: C →
- Resistor (180 ohm)

Date : 2003.02.07
Rev : A
Page: 1 of 3



For hardware rev. J and later !
Programming:
 - PROG NR: 8.2.
 - PROG NR: 15.1.

Date : 2003.02.07
Rev : A
Page: 2 of 3

