


**NB !** This installation diagram must only be used as a guideline for the installation. Equipment delivered with the car varies considerably from model to model and from market to market. Before starting the installation, be sure to check carefully the original diagram from the car manufacturer. DEFA AS is not liable to compensate for possible damages that may occur due to faulty or insufficient installation manuals.

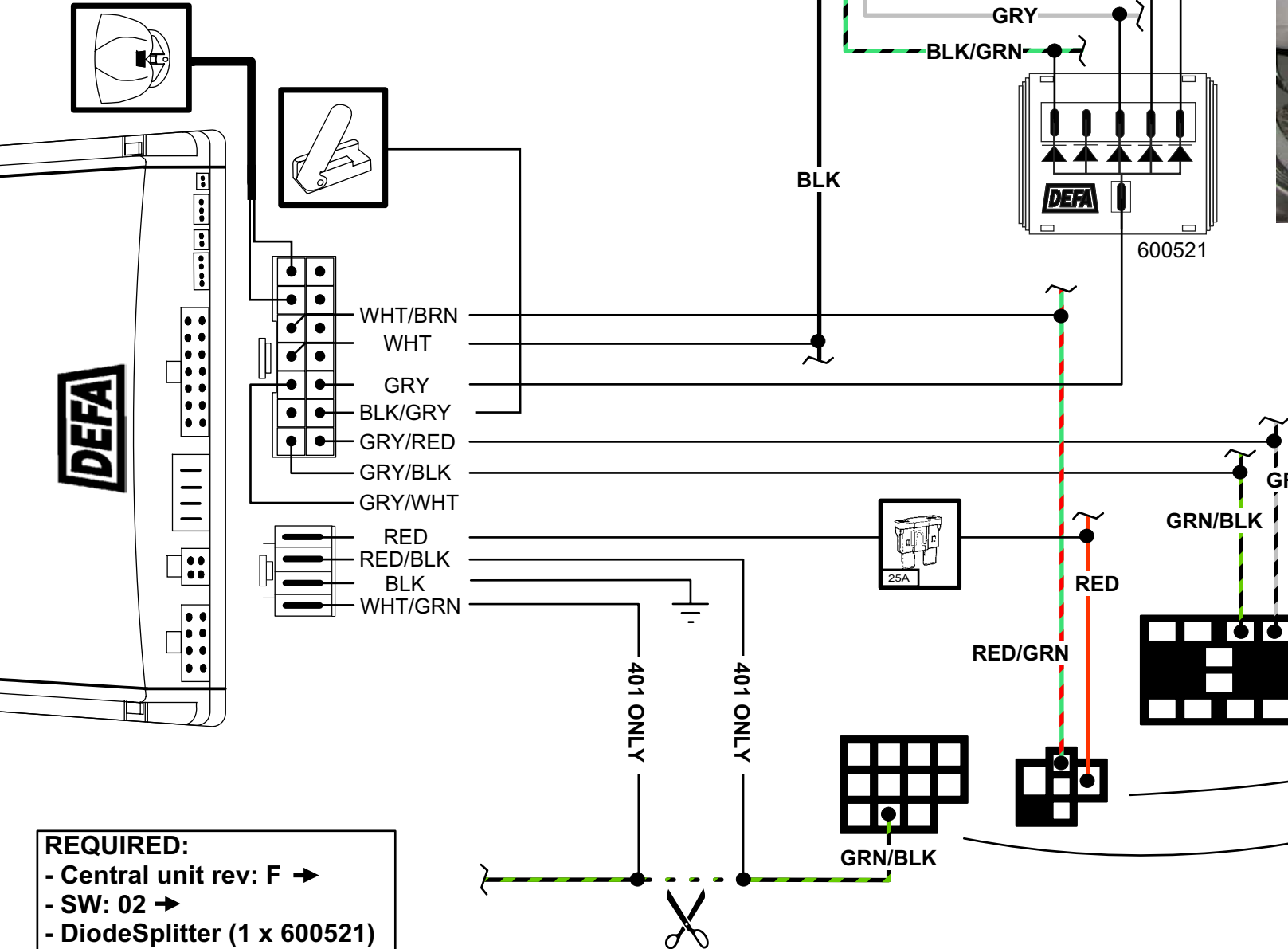
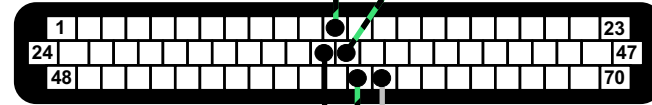
**BODY CONTROL MODULE ARE LOCATED UNDER DRIVERS SEAT**



**BEHIND LEFT KICK PANEL**



**BODY CONTROL MODULE**



**REQUIRED:**  
- Central unit rev: F →  
- SW: 02 →  
- DiodeSplitter (1 x 600521)

Date : 2004.03.31  
Rev : A  
Page: 1 of 3



