
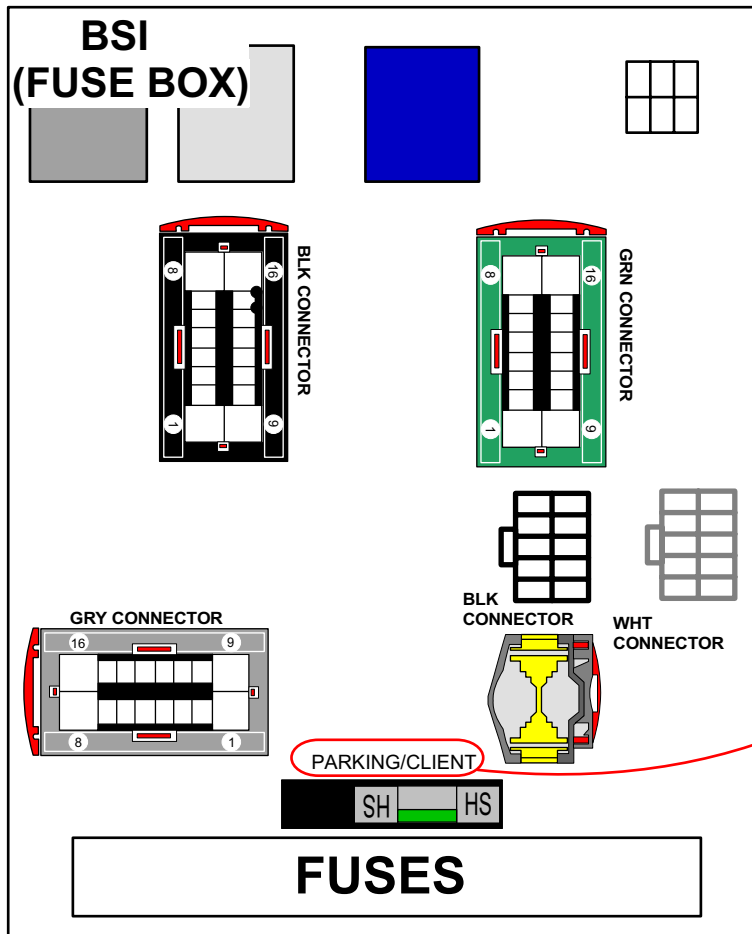
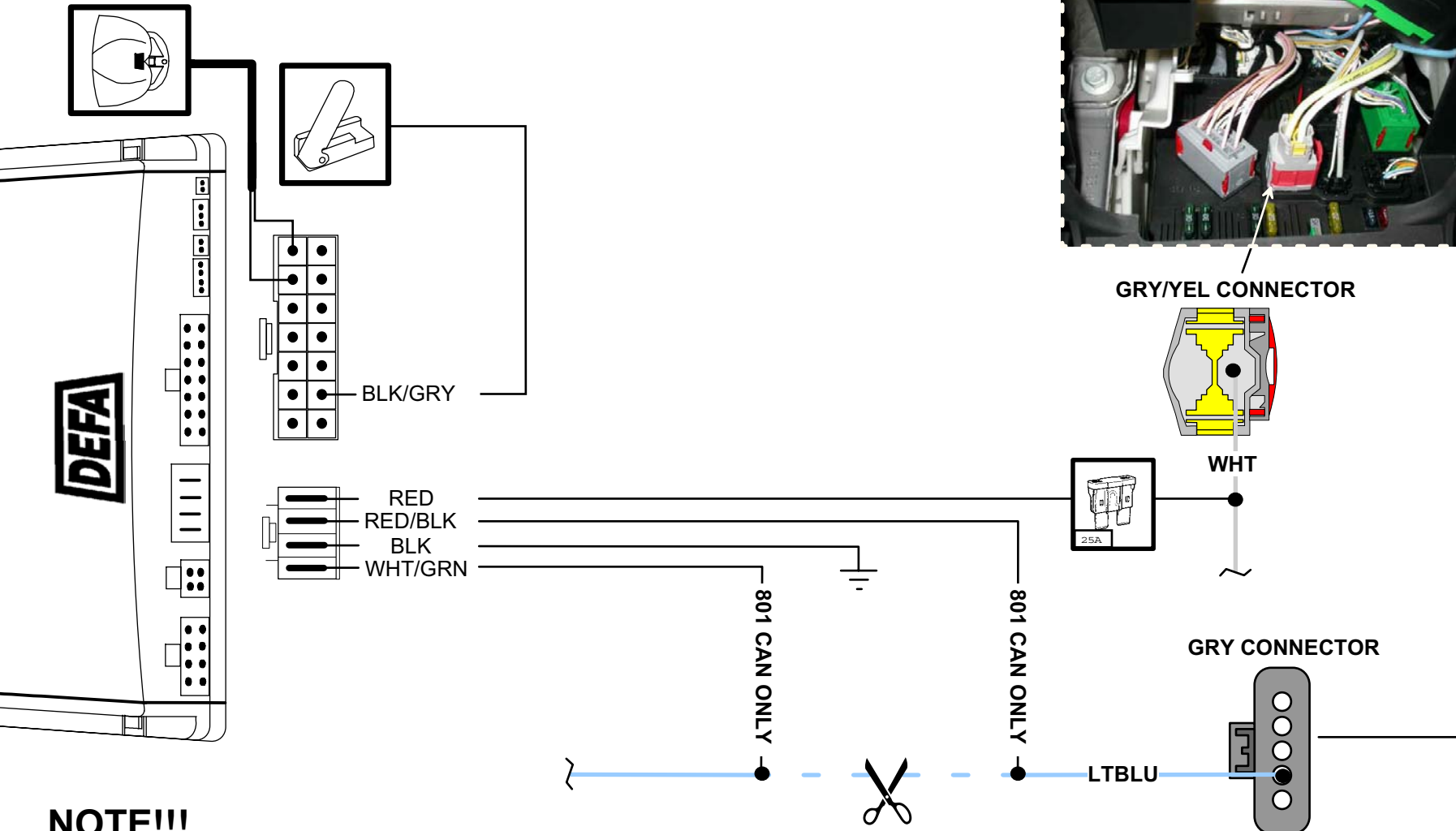


ATTENTION:

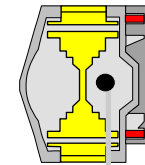
Transgamme: The new electrical system used by Peugeot is called Transgamme. DEFA CAN alarm can **NOT** be installed if the vehicle is equipped with Transgamme. The vehicle is equipped with **Transgamme** if the text **"PARKING/CLIENT"** is typed above the shunt on the BSI (FUSE BOX).



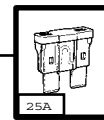
NB ! This installation diagram must only be used as a guideline for the installation. Equipment delivered with the car varies considerably from model to model and from market to market. Before starting the installation, be sure to check carefully the original diagram from the car manufacturer. DEFA AS is not liable to compensate for possible damages that may occur due to faulty or insufficient installation manuals.



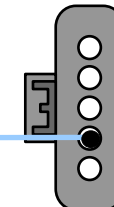
GRY/YEL CONNECTOR



WHT



GRY CONNECTOR



ENGINE COMPARTMENT


NOTE!!!

REQUIRED:

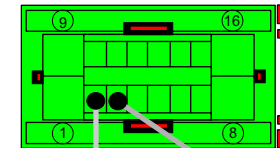
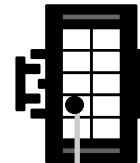
- Central unit rev: F →
- Minimum Required SoftWare: 04-1 →

NOTE!!!

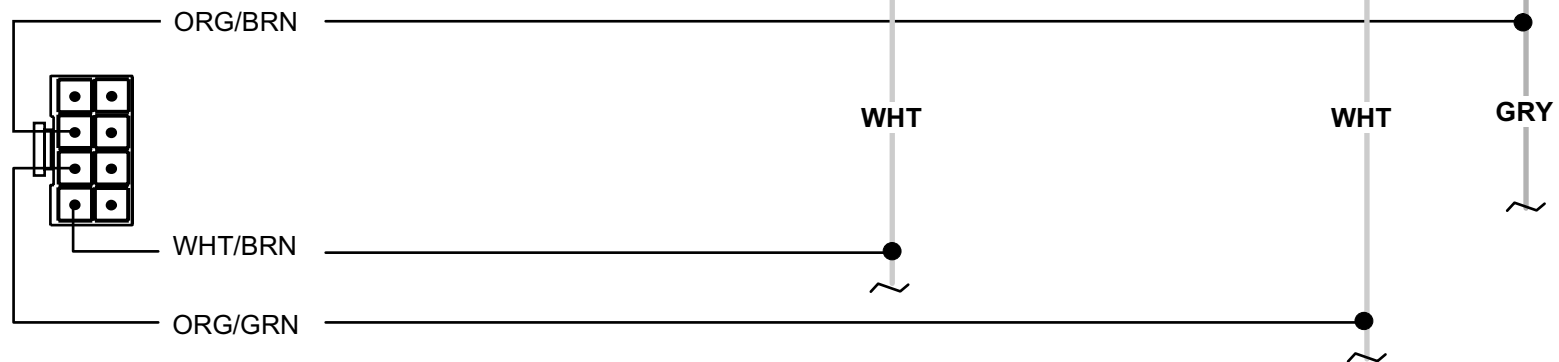
1. LED WILL NOT FLASH WHEN IGNITION IS ON AND DOORS ARE OPENED
2. DOOR MONITORING IS NOT ACTIVE BEFORE 20 SEC. AFTER ARMING
3. UNLOCKING WITH KEY IN DOOR CYLINDER LOCK WILL TRIG THE ALARM
4. LOCKING WITH KEY IN DOOR CYLINDER LOCK WILL ARM THE ALARM



BLK CONNECTOR



GRN/RED CONNECTOR (MALE)



HOW TO SYNCHRONIZE CAN INTERFACE:

- 1) INSET 25A FUSE => LED WILL START FLICKERING
- 2) TURN ON IGNITION => LED WILL STOP FLICKERING WITHIN 30 SECONDS

THE ALARM IS NOW SYNCHRONIZED

