


NOTE!!!

HOW TO SYNCHRONIZE CAN INTERFACE:

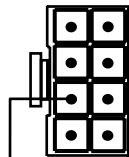
- 1) INSERT 25A FUSE => LED WILL START FLICKERING
 - 2) TURN ON IGNITION => LED WILL STOP FLICKERING WITHIN 30 SECONDS
- THE ALARM IS NOW SYNCHRONIZED

TO ARM WITHOUT SENSORS:

TURN ON AND OFF IGNITION FOR LESS THAN TWO SECONDS.
PRESS ARM-BUTTON ON REMOTE ONCE.




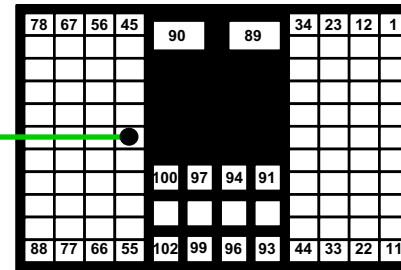
CONNECTOR P1




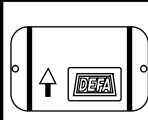
ORG/GRN

GRN
(pin 50)

GRY/BLK 102 PIN CONNECTOR






Level nr. 3.