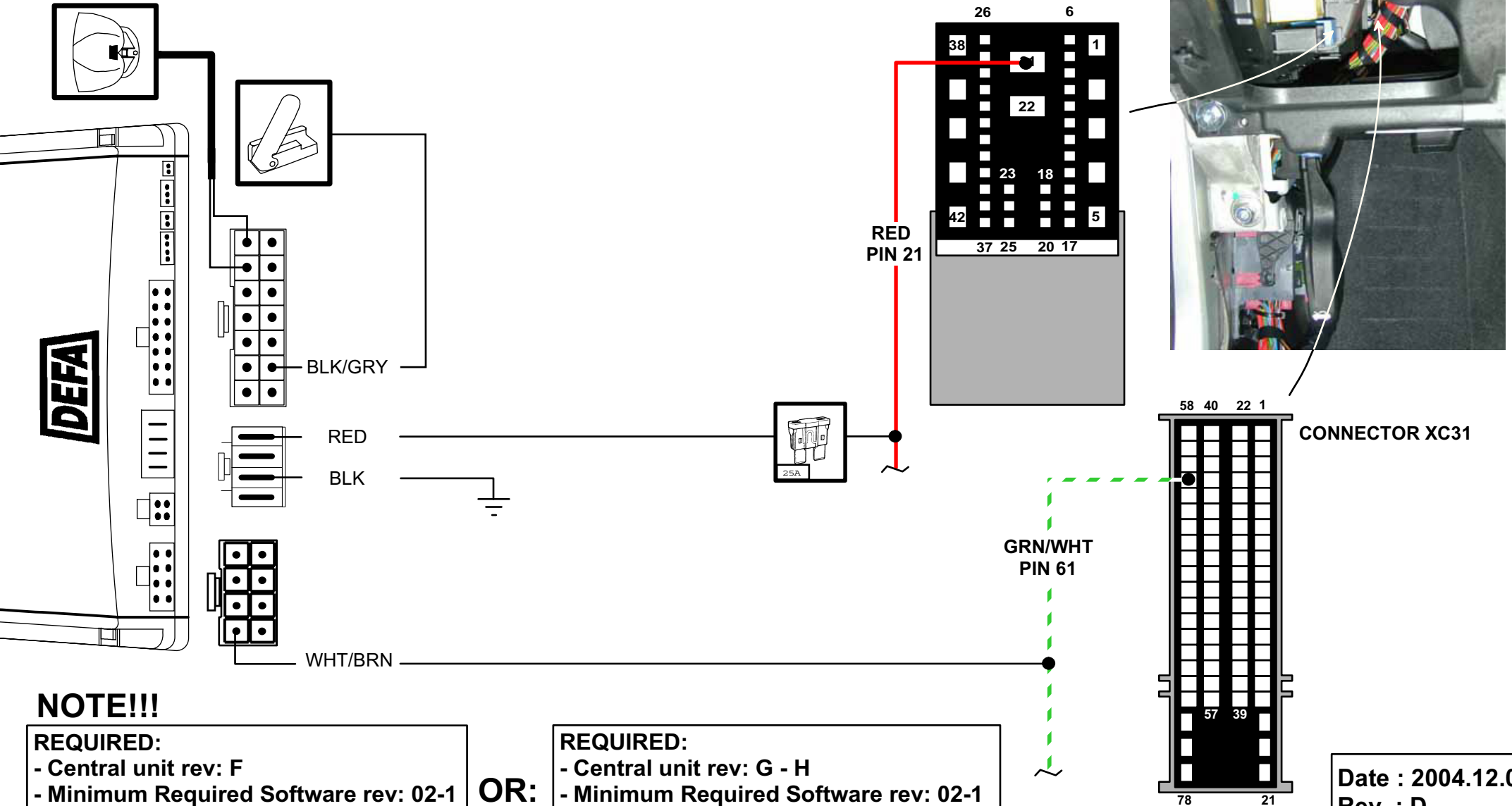


NB ! This installation diagram must only be used as a guideline for the installation. Equipment delivered with the car varies considerably from model to model and from market to market. Before starting the installation, be sure to check carefully the original diagram from the car manufacturer. DEFA A.S is not liable to compensate for possible damages that may occur due to faulty or insufficient installation manuals.

BEHIND FUSE BOX LEFT SIDE DASHBOARD



NOTE!!!

REQUIRED:

- Central unit rev: F
- Minimum Required Software rev: 02-1
- Resistor 180 ohm

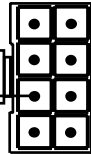
OR:

REQUIRED:

- Central unit rev: G - H
- Minimum Required Software rev: 02-1

WITH CENTRAL UNIT REV. F

CONNECTOR P1

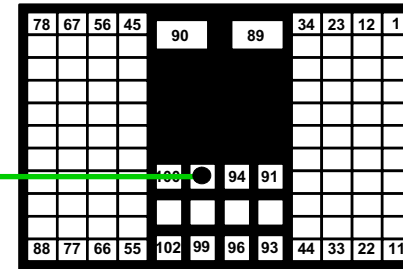


ORG/GRN

600633

GRN
PIN 97

GRY/BLK 102 PIN CONNECTOR

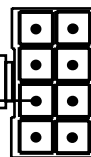


BEHIND LEFT KICK PANEL



WITH CENTRAL UNIT REV. G - REV. H

CONNECTOR P1



ORG/GRN

GRN
PIN 97

GRY/BLK 102 PIN CONNECTOR

